




Traffic Studies

●

Year of Study
85th Percentile Speed

TRAFFIC STUDIES

CITY OF EAST GRAND RAPIDS MICHIGAN

0 240 480 960 1,440 1,920 2,400 Feet

Date: 2/2/17 Drawn By: Brian Bigorowski

2021
32 mph

2022
35 mph

2016
32 mph / 30 mph

2016
32 mph / 31 mph

2021
30 mph

2021
34 mph

2019
31 mph / 29 mph

2019
28 mph / 29 mph

2019
17 mph / 18 mph

2019
28 mph / 21 mph

2016
31 mph / 24 mph

2016
27 mph / 25 mph

2019
23 mph / 21 mph

2019
17 mph

2016
27 mph / 21 mph

2022
32 mph

2016
33 mph / 29 mph

2016
29 mph / 20 mph

2022
29 mph

2022
28 mph

2021
29 mph

2022
27 mph

2019
33 mph / 30 mph

2017
30 mph / 33 mph

2017
30 mph / 33 mph

2017
26 mph / 29 mph

2013
30 mph / 29 mph

2022
25 mph

2014
25 mph / 28 mph

2014
25 mph / 26 mph

2019
23 mph / 28 mph

2019
23 mph / 28 mph

2021
35 mph

2016
29 mph / 27 mph

2019
26 mph / 29 mph

2017
29 mph / 28 mph

2021
27 mph

2021
26 mph

2021
35 mph

2022
34 mph

2022
35 mph

2019
28 mph / 28 mph