

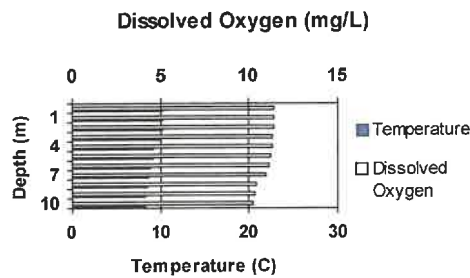
# LAKE CHECK Water Quality Monitoring Report

202095

Customer	Waterbody	Sample Information
Reeds Lake	Reeds Lake	Date: 4/30/2020
		Site: Deep Hole

## On-Site Results

Depth (m)	Temperature (degrees C)	Dissolved Oxygen (mg/L)	
		mg/L	%
0	10.3	11.4	101
1	10.3	11.4	101
2	10.3	11.4	101
3	9.8	11.3	100
4	9.2	11.3	99
5	9.1	11.3	98
6	8.8	11.2	96
7	8.6	11.0	95
8	8.4	10.4	89
9	8.2	10.3	88
10	8.2	10.3	87



Secchi Disk Depth 3.5 meters

Thermocline Depth meters

## Analytical Results

Parameter	Result	Units	Interpretation
Fecal Bacteria (E. coli)		CFU/100 mL	N/A
Conductivity	539	uS/cm	
Total Dissolved Solids	487	mg/L	Moderate concentration of dissolved salts
pH	8.5	S.U.	Water is slightly alkaline
Alkalinity	171	mg CaCO <sub>3</sub> /L	Water is hard
Total Phosphorus	70	ug/L	Phosphorus polluted
Nitrates	651	ug/L	Moderately nitrogen enriched
Chlorophyll	N/A		

## Trophic State Evaluation

	TSI	Trophic Status
Based on Secchi Disk Depth	42	mesotrophic
Based on Total Phosphorus	61	hypereutrophic
Based on Chlorophyll	N/A	

---

## Conclusions

- Conditions are good for fish growth.
- Minimum dissolved oxygen is adequate for good fish production.
- pH is within acceptable limits.
- Sample is highly phosphorus enriched. Consider nutrient abatement measures.
- Sample is nitrogen enriched. Consider nutrient abatement measures.
- Repeat LakeCheck in Fall.

- 
- WARNING. condition requires immediate attention.
  - CAUTION. condition requires further evaluation.
  - OK. condition within acceptable limits.
  - NEUTRAL. condition neither good nor bad.

## Notes

Report describes conditions at the time the sample was collected.

Approved by

*Jaimee Desjardins*

Date 11/30/2020

Mrs. Jaimee Desjardins, Technical Services Manager

FROM YOUR



DEALER



PLM Lake & Land Management Corp

P.O. Box 132

Caledonia MI 49316-

Phone: (616) 891-1294

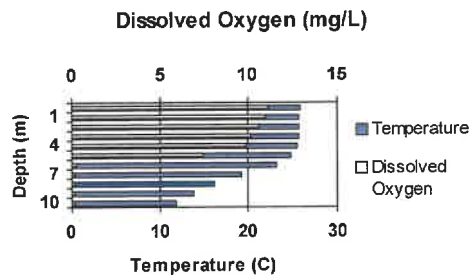
# LAKE CHECK Water Quality Monitoring Report

202099

Customer	Waterbody	Sample Information
Reeds Lake	Reeds Lake	Date: 8/12/2020
		Site: Deep Hole

## On-Site Results

Depth (m)	Temperature (degrees C)	Dissolved Oxygen	
		mg/L	%
0	25.9	11.1	116
1	25.7	11.0	115
2	25.7	10.6	110
3	25.6	10.2	105
4	25.5	9.9	100
5	24.8	7.5	70
6	23.2	0.3	4
7	19.3	0.2	2
8	16.1	0.2	2
9	13.9	0.2	2
10	11.9	0.1	1



Secchi Disk Depth	2.0 meters
Thermocline Depth	5.5 meters

## Analytical Results

Parameter	Result	Units	Interpretation
Fecal Bacteria (E. coli)		CFU/100 mL	N/A
Conductivity	750	uS/cm	Moderate concentration of dissolved salts
Total Dissolved Solids	480	mg/L	
pH	8.9	S.U.	Water is slightly alkaline
Alkalinity	152	mg CaCO <sub>3</sub> /L	Water is hard
Total Phosphorus	100	ug/L	Phosphorus polluted
Nitrates	246	ug/L	Not nitrogen enriched
Chlorophyll	N/A		

## Trophic State Evaluation

	TSI	Trophic Status
Based on Secchi Disk Depth	50	moderately eutrophic
Based on Total Phosphorus	66	hypereutrophic
Based on Chlorophyll	N/A	

---

## Conclusions

- Conditions are good for fish growth.
- Minimum dissolved oxygen is nearly low enough to adversely affect sensitive fish.
- Bottom water is deoxygenated, preventing fish from living in cooler water at bottom of lake.
- pH is within acceptable limits.
- Sample is highly phosphorus enriched. Consider nutrient abatement measures.
- Deep water sample indicates possible internal loading of nutrients.
- REPEAT LakeCheck NEXT YEAR!

- 
- WARNING. condition requires immediate attention.
  - CAUTION. condition requires further evaluation.
  - OK. condition within acceptable limits.
  - NEUTRAL. condition neither good nor bad.

## Notes

Report describes conditions at the time the sample was collected.

Approved by

*Jaimee Desjardins*

Date 11/30/2020

Mrs. Jaimee Desjardins, Technical Services Manager

FROM YOUR



DEALER



PLM Lake & Land Management Corp  
P.O. Box 132  
Caledonia MI 49316-  
Phone: (616) 891-1294



# Bacteria Sampling Report

Waterbody: Reeds Lake  
Reeds Lake

Date Sampled:  
7/7/2020

Location	E. coli	Total Coliforms	Interpretation
#1	4.0		● Water meets bacteriological standards for safe swimming.
#2	4.0		● Water meets bacteriological standards for safe swimming.
#3	4.0		● Water meets bacteriological standards for safe swimming.

Bacterial counts are expressed as the number of Colony Forming Units per 100 milliliters (CFU/100mL).

For full body contact recreation (including swimming) counts of E. coli should not exceed 130 (CFU/100mL) as a monthly geometric mean of at least five samples per the State of Michigan standard, or single samples should not exceed 298 (CFU/100mL) [235 CFU/100mL in a designated bathing beach area] per Federal (EPA) guidelines.

Current recreational water quality standards do not rely on Total Coliform counts.

Approved by Jaimee Desjardis Date 09-Jul-20  
Mrs. Jaimee Conroy, Technical Services Manager



PLM Lake & Land Management Corp  
P.O. Box 132  
Caledonia MI 49316  
Phone: (616) 891-1294

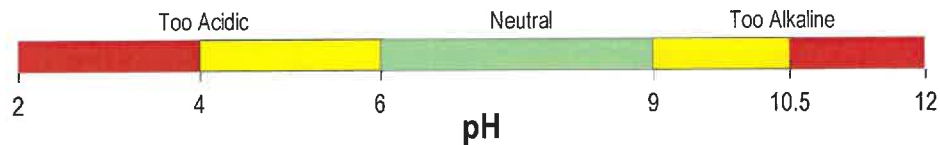


# LAKE CHECK WATER QUALITY MEASUREMENTS

**Conductivity and Total Dissolved Solids (TDS)** measure the total amount of material dissolved in the water. Higher values indicate potentially richer, more productive water, whereas lower values indicate potentially cleaner, less productive water. Localized increases in conductivity and TDS may indicate inputs of groundwater or other nutrient-enriched water. [Note: Human activities that result in nutrient pollution (e.g., fertilizer runoff) can increase the productivity of algae and other organisms without raising conductivity/total dissolved solids very much. If nutrient pollution is occurring, the total phosphorus concentration is a much better indicator of potential productivity.]



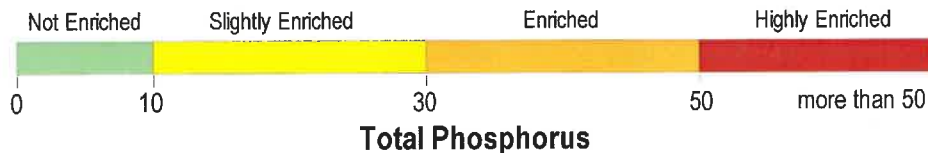
**pH** describes the balance between acids and bases in the water. Neutral values of pH (between 6 and 9) are desirable. Low pH values typically result either from the growth of bog vegetation (such as peat moss), acid precipitation (“acid rain”), or acid runoff (as in acid mine drainage). Excessive growth of certain plants and algae can raise pH values above 9.0 or 10.0.



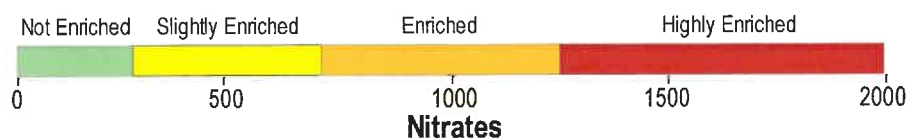
**Alkalinity** measures the concentration of carbonates and bicarbonates in the water. These compounds and other ions associated with them make water “hard”. High alkalinity lakes are hardwater lakes, while low alkalinity lakes are softwater lakes. Different kinds of plants, algae, and other aquatic organisms live in hardwater than in softwater. Alkalinity also influences the effectiveness of some herbicides and algicides. Alkalinity is a basic characteristic of water, but is neither inherently good nor bad.




**Total Phosphorus** measures the total (organic and inorganic, dissolved and particulate) amount of phosphorus in the water. Phosphorus is usually the plant nutrient (i.e., fertilizer) that controls the amount of algal growth in lakes and ponds. Most Midwestern lakes have more phosphorus and more algae than is desirable, so lower values are generally better, though very unproductive water bodies typically support little fish production.




**Nitrate** measures the total inorganic amount of nitrogen in the water. Nitrogen is the plant nutrient (i.e., fertilizer) most likely to control the amount of rooted plant growth in lakes and ponds. Most Midwestern lakes have more nitrogen and more rooted plant growth than is desirable, so lower values are generally considered better



**Trophic State Indices** calculate the trophic status of the waterbody. Waterbodies are classified as oligotrophic, mesotrophic, eutrophic or hypereutrophic depending on the overall amount of plants, algae and other organisms the waterbody supports. Lakes of different trophic states vary in a number of chemical characteristics and support different types of organisms (see the enclosure “Lake Trophic States and Eutrophication”). Thus the trophic state of a waterbody provides a wealth of information concerning the types of organisms living in the waterbody, the processes likely to occur there and the kinds of problems to be expected. Trophic State Index values can be calculated from a number of variables. LakeScan calculates Carlson’s Trophic State Index (TSI) from total phosphorus, Secchi disk depth and chlorophyll (separate TSI values are calculated for each of the variables that was measured as part of your LakeCheck package).

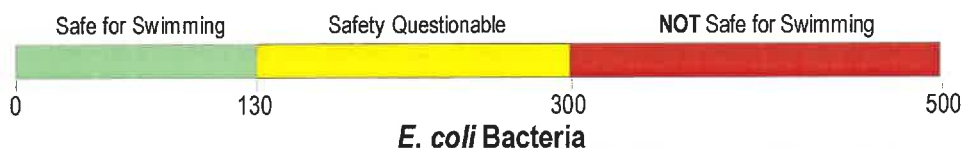


**Dissolved Oxygen** is a measure of the amount of oxygen dissolved in the water. Oxygen is needed by fish and other aquatic organisms to allow them to “breathe” underwater. Plants and algae produce oxygen by photosynthesizing during the day and use oxygen for respiration at night.



**Temperature** provides information about the kinds of fish that can grow in a lake, information necessary for interpretation of other parameters, and information about the extent to which a lake is stratified into layers having water of different temperatures. If the lake is stratified, the **thermocline depth** tells how deep the surface layer of warm water is.

**Fecal Indicator Bacteria (*E. coli*)** measurements count the number of live fecal indicator bacteria in the sample. These bacteria are considered reliable indicators of fecal contamination—when they are found in a pond or lake, it is very likely that the water is being contaminated by animal feces. Contamination can potentially be derived from a number of sources, including failed septic systems, agricultural runoff, or waterfowl or wildlife droppings.



- *E. coli* counts of 300 (CFU/100 mL) and above in a single sample are considered to represent conditions that are **UNSAFE** for swimming and other body contact recreation.
- *E. coli* counts of 130 (CFU/100 mL) and above averaged (using a geometric mean) over measurements made during a 30-day period are considered to represent conditions that are **UNSAFE** for swimming and other body contact recreation. When values of 130 (CFU/100 mL) or higher but less than 300 are encountered, LakeCheck rates the safety of the water for swimming as questionable.
- *E. coli* counts below 130 are considered safe for swimming and other body-contact recreation

We recommend prompt retesting whenever Fecal Indicator Bacteria counts exceed 100 (CFU/100 mL) to determine whether contamination is an ongoing problem. If frequent contamination is detected, steps to identify and eliminate the source of contamination are highly recommended.



## Doug LaFave

---

**From:** Jaimee Desjardins <jaimeed@plmcorp.net>  
**Sent:** Tuesday, December 15, 2020 11:07 AM  
**To:** Doug LaFave  
**Subject:** Reeds Lake WQ Report

CAUTION: This email originated from outside of the organization. Do not click links or open attachments unless you recognize the sender and know the content is safe.

Hi Doug,

Once again the year end water quality report shows that the lake has a high concentration of total phosphorus. Our late summer sample, collects water under the thermocline in the cool bottom waters. Throughout the summer the cool deep water becomes void of oxygen and begins releasing nutrients (phosphorus) in the form of gas from the sediment. These nutrients pool in that cool water until the lake turns over in late fall and then mixes throughout. So the high phosphorus that Reeds Lake has in the fall is due to internal loading of nutrients. Internal loading is hard to manage and is the result of years and years and years of nutrient loading of the lake. This is a natural occurrence and happens on lakes all over Michigan.

Thank you,  
Jaimee Desjardins (Conroy), Environmental Scientist  
West MI Regional Manager  
PLM Lake & Land Management Corp.  
616-891-1294 ext 2005

